

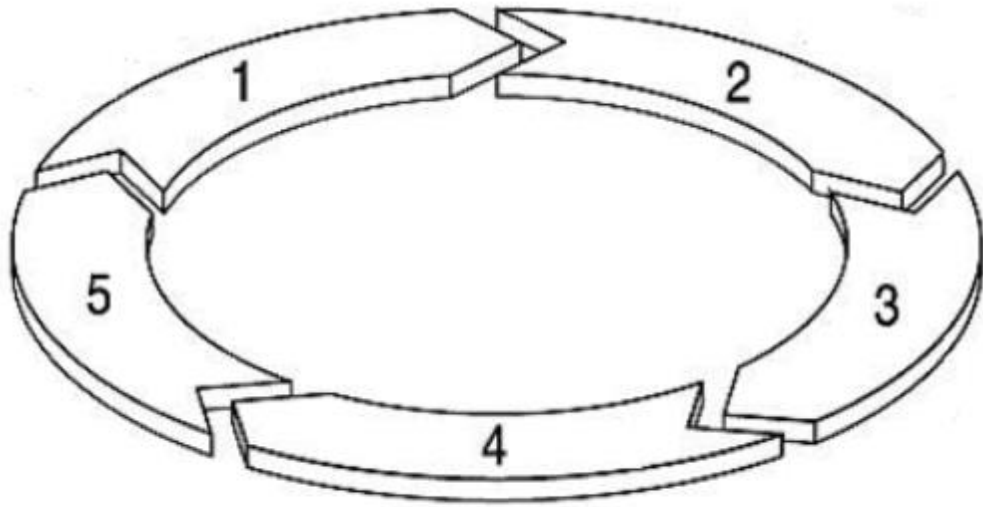


# How Do I . . . Use the Step-by-Step Wiki Page for U.S. Research?

Jerroleen Sorensen

BYU Family History Library

## Five Keys for Genealogical Research



- 1. GATHER**
- 2. CHOOSE**
- 3. FIND**
- 4. EVALUATE**
- 5. SHARE**

# A Quicky about the Wiki

FamilySearch Research Wiki

A Genealogy Resource Guide  
98,978 articles

Find the birth, death, marriage, census records, and other genealogy resources for your ancestor by selecting the region and country below.


Search by place or topic  Find Search Tips

List of all Localities

Jump-start your research

Guided Research will help you find the best databases for select locations.

Guided Research



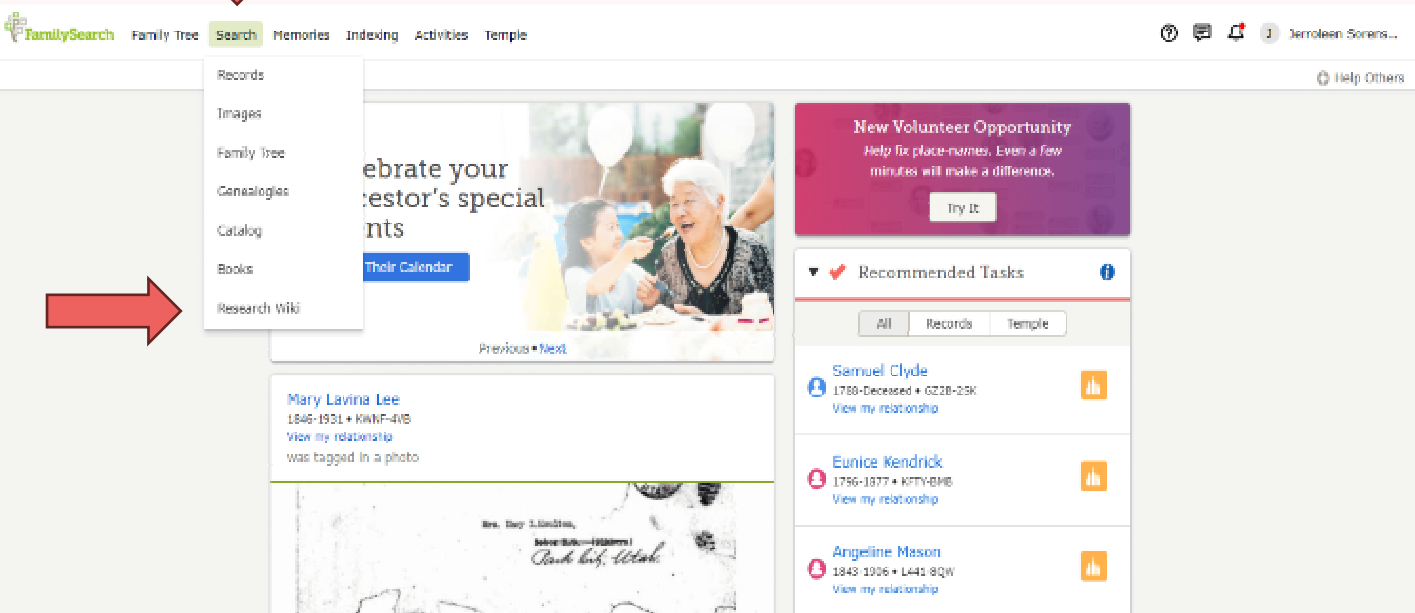


“The FamilySearch Research Wiki is a free, online genealogical guide created and maintained by FamilySearch, a non-profit organization. Articles included are locality pages for countries around the world and topic pages that include pertinent genealogy record types explaining how to use the record, what it contains, and how to find it. It contains links to genealogy databases, websites, other resources, research strategies, and genealogical guidance to assist in the search for your ancestors.”

For more instruction on the Wiki:

<https://www.youtube.com/watch?v=vEbZd7Dyleg&t=1588s>

# How to Get There



The screenshot shows the FamilySearch website interface. A red arrow points to the 'Search' menu item in the top navigation bar. Another red arrow points to the 'Research Wiki' option at the bottom of the 'Search' dropdown menu. The main content area features a banner for celebrating a ancestor's special events, a 'New Volunteer Opportunity' card, and a 'Recommended Tasks' section with three tasks listed: Samuel Clyde (1780-Deceased + G22B-29K), Eunice Kendrick (1796-1877 + KFTY-BMB), and Angeline Mason (1843-1906 + L443-8QW).

**Type "wiki.familysearch.org" into the address bar of your browser.**

**When already signed into familysearch, Click "Search." Look for "Research Wiki" at the bottom of the drop-down list. Click. Voila! There you are.**

**You can create a bookmark on your browser toolbar so you can go to the Wiki with one click.**

# Search for the state by name or from the United States page

## United States Genealogy

[North America](#) → **United States**

Guide to **United States genealogy**. Birth records, marriage records, death records, census records, and military records.

### States [\[ edit | edit source \]](#)

Genealogy records are kept on the state level in the United States. Click on a state below to go to the state Wiki article listing more information.

- [Alabama](#)
- [Alaska](#)
- [Arizona](#)
- [Arkansas](#)
- [California](#)
- [Colorado](#)
- [Connecticut](#)
- [Delaware](#)
- [Florida](#)
- [Georgia](#)
- [Hawaii](#)
- [Idaho](#)
- [Illinois](#)
- [Indiana](#)
- [Iowa](#)
- [Kansas](#)
- [Kentucky](#)
- [Louisiana](#)
- [Maine](#)
- [Maryland](#)
- [Massachusetts](#)
- [Michigan](#)
- [Minnesota](#)
- [Mississippi](#)
- [Missouri](#)
- [Montana](#)
- [Nebraska](#)
- [Nevada](#)
- [New Hampshire](#)
- [New Jersey](#)
- [New Mexico](#)
- [New York](#)
- [North Carolina](#)
- [North Dakota](#)
- [Ohio](#)
- [Oklahoma](#)
- [Oregon](#)
- [Pennsylvania](#)
- [Rhode Island](#)
- [South Carolina](#)
- [South Dakota](#)
- [Tennessee](#)
- [Texas](#)
- [Utah](#)
- [Vermont](#)
- [Virginia](#)
- [Washington](#)
- [West Virginia](#)
- [Wisconsin](#)
- [Wyoming](#)

# Click on Step-by-Step Research, [years as applicable].

## Pennsylvania, United States Genealogy

[United States](#) → [Pennsylvania](#)

Guide to **Pennsylvania ancestry, family history, and genealogy** birth records, marriage records, death records, census records, and military records.

Links to articles on getting started with Pennsylvania research.

- [Guided Research](#)
- [Step-by-Step Pennsylvania Research, 1880-Present](#)
- [Step-by-Step Pennsylvania Research, 1850-1910](#)
- [Pennsylvania Descendancy Research](#)
- [How to Find Birth Records](#)
- [How to Find Marriage Records](#)
- [How to Find Death Records](#)
- [Research Strategies](#)

Links to articles and websites that assist in Pennsylvania research.

- [Pennsylvania Archives and Libraries](#)
- [PAGenWeb](#)
- [Boundary Changes](#)

# OR search for Category:Step-by-Step State Research



## A

- [User:Hanna5974/sandbox/arizona template](#)
- [Step-by-Step Alabama Research, 1850-1910](#)
- [Step-by-Step Alabama Research, 1880-Present](#)
- [Step-by-Step Alaska Research, 1850-1910](#)
- [Step-by-Step Arizona Research 1900--Present](#)
- [Step-by-Step Arizona Research, 1850-1910](#)
- [Step-by-Step Arkansas Research, 1850-1910](#)
- [Step-by-Step Alaska Research, 1880-Present](#)
- [Step-by-Step Arkansas Research, 1880-Present](#)

## K

- [Step-by-Step Kansas Research, 1850-1910](#)
- [Step-by-Step Kansas Research, 1880-Present](#)
- [Step-by-Step Kentucky Research, 1850-1910](#)
- [Step-by-Step Kentucky Research, 1880-Present](#)

## L

- [Step-by-Step Louisiana Research, 1850-1910](#)
- [Step-by-Step Louisiana Research, 1880-Present](#)

## M

Click on the desired state and time period.



**Pennsylvania** ↗ **Step-by-Step Research, 1850--1910**

**Step-by-Step Research, 1880-present** ↗ **Step-by-Step Research, 1850--1910**

### **Step-by-Step Pennsylvania Research, 1850-1910**

1. Contact living relatives.
2. Online census records.
3. Death records, obituary and cemetery records online.
4. Births and marriages online.
5. Military records online.
- 6: Look for church records online.
7. Wills and probate.
8. Immigration and naturalization records online.
9. Land records online.
10. Printed local histories or biographies online.
11. Historical or genealogical societies.
- 12: Use other FamilySearch tools.
- 13: Study the Research Wiki pages for any county in Pennsylvania.

**The Steps are in the box.**

**Step 1: Find out everything possible from living relatives and their family records.**

**Key #1--Gather**



Gives tips about gathering information from family sources.



## A few additional suggestions

- Talk to family members. Ask questions. Record or note down the answers.
- Record stories.
- Find photographs and identify people in them.
- Find personal letters, journals, cards, and other written materials.
- Find Bibles, baby books, family records, newspaper clippings, wedding and birth announcements, funeral programs, school papers, passports, medical records.

# Key #2--Choose

**Review** the known information you have gathered. Pinpoint accurate facts when possible; note suspicious items.

**Decide** who you are looking for.

**Decide** what information you need to find.

**Craft** a research goal: Examples: I want to find the military record of my great-grandfather in World War I. What is the exact date of birth of my great-grandmother?



# Step 2: Find ancestors in every possible census record, 1850-1950, online.

## Find

Example of a census record.

1900 United States Federal Census for Peter Lindholm  
Kansas > Saline > Falun > District 0115

Name	Relation to Head	Race	Sex	Birth Month	Birth Year	Age	Marital S	Years Ma	Children	Children	Birthplace	Father's Birthplace	Mother's Birthplace	Immig Year
Lindholm Peter	Head	W	M	Dec	1864	35	M	9			Kansas	Kansas	Kansas	
Anna	Wife	W	F	Jan	1867	33	M	9	6	5	Kansas	Kansas	Kansas	
Theodor	Son	W	M	Dec	1894	8	S				Kansas	Kansas	Kansas	
Clara	Daughter	W	F	Apr	1893	7	S				Kansas	Kansas	Kansas	
Victoria	Daughter	W	F	Apr	1898	5	S				Kansas	Kansas	Kansas	
Augusta	Daughter	W	F	June	1898	1	S				Kansas	Kansas	Kansas	
Alice E.	Daughter	W	F	Dec	1899	1/2	S				Kansas	Kansas	Kansas	

Gives search tips and links to all censuses for the state on FamilySearch and Ancestry, as well as state censuses, when available.


## Step 3: Try to find additional details in death certificates, Social Security, obituary and cemetery records online.

- Gives search tips and examples for death certificates, death index entries, SS Death and Applications and Claims indexes, and cemetery records.
- Gives links to collections online for all of the above.
- Gives a link for where to write to get records.
- Gives links for more information on the Wiki.



# Step 4: Search for county birth and marriage records online.

- Gives date vital records registration began in the state. See county pages for more information.
- Gives examples of birth and marriage indexes.
- Gives links to state birth and marriage indexes.
- Gives a link to the state counties listings.
- Gives links to How to find [State] . . . Records articles in the Wiki.



This Photo by Unknown Author is licensed under CC BY-SA

## Step 5: Search military records: World War I and World War II draft cards.

- Gives examples of draft cards.
- Gives search tips and links to draft registration indexes.
- Gives links to state military records.

### PRO TIP

- For civil war records, go to the National Parks military site here: [Search For Soldiers - The Civil War \(U.S. National Park Service\) \(nps.gov\)](https://www.nps.gov/wwi/)
- For other wars see the Wiki article "United States Military Records."

REGISTRATION CARD—(Men born on or after January 1, 1922 and on or before June 30, 1924)

SERIAL NUMBER N 112	1. NAME (Print) JAMES ROBERT MALDOWNEY <small>(First) (Middle) (Last)</small>	ORDER NUMBER 11418
2. PLACE OF RESIDENCE (Print) 722 W 27, Kearney Buffalo Neb. <small>(Number and street) (Town, township, village, or city) (County) (State)</small>		
[THE PLACE OF RESIDENCE GIVEN ON THE LINE ABOVE WILL DETERMINE LOCAL BOARD JURISDICTION; LINE 2 OF REGISTRATION CERTIFICATE WILL BE IDENTICAL]		
3. MAILING ADDRESS same <small>(Mailing address if other than place indicated on line 2. If same insert word same)</small>		
4. TELEPHONE 27721 <small>(Exchange) (Number)</small>	5. AGE IN YEARS 19 DATE OF BIRTH July 25, 1922. <small>(Mo.) (Day) (Yr.)</small>	6. PLACE OF BIRTH Sidney Neb. <small>(Town or county) (State or country)</small>
7. NAME AND ADDRESS OF PERSON WHO WILL ALWAYS KNOW YOUR ADDRESS Mr. James R. Maldowney, 722 W. 27, Kearney Neb.		
8. EMPLOYER'S NAME AND ADDRESS Student		
9. PLACE OF EMPLOYMENT OR BUSINESS —		

(Number and street or R. F. D. number)  
I AFFIRM THAT I HAVE VERIFIED ABOVE ANSWERS AND THAT

This Photo by Unknown Author is licensed under CC BY-SA



# Step 6: Look for church records online.

- Gives examples of church records.
- Gives search tips and links to online church records in the state.
- Gives links to further information.



## Step 7: Search for online wills and probate packets.


- Gives search tips and links to online wills and probate collections for state.
- Gives links to further information.



This Photo by Unknown Author is licensed under CC BY-SA-NC


## Step 8: If any ancestor was an immigrant, search immigration and naturalization records online.

- Gives examples of passenger list indexes and lists.
- Gives links to state immigration records.
- Gives link to US immigration records, including cultural groups, passports and naturalization records.
- Gives links to more information about state emigration and immigration.



## Step 9: Search land records online.

- Gives information about what the records contain.
- Gives links to US and State land records.
- Gives links to more information.




## Step 10: Search for printed local histories or biography collections online.

- Gives links to online repositories.
- Gives tips on how to find histories on FamilySearch.
- Gives links to online local histories and biography collections.
- Gives links to more information.

### PRO TIP

- Use the Internet Archive (<https://archive.org>) to find histories and biographies.
- Google state university libraries' card catalogs to find histories and biographies.
- Use Google Books to find histories and biographies.





## Step II: Contact a local historical or genealogical society.

- Gives information on historical and genealogical societies.
- Gives links to online local historical and genealogical societies.
- Gives links to GenealogyInc website directory of historical and genealogical societies.

**Results (136,441)**

REFINE SEARCH     OPTIONS

Image Group Number	Place	Date	Record Type
004759381	Philadelphia, Philadelphia, Pennsylvania, United States		Migration Records
004759382	Philadelphia, Philadelphia, Pennsylvania, United States		Migration Records
004759384	Philadelphia, Philadelphia, Pennsylvania, United States		Migration Records

 Feedback

- Gives links to Historical Images, new and old version, for the state. (These are images that are not indexed.)
- Gives links to State Online Genealogy Records for other online records that may cover smaller groups.

# Step 12: Use other FamilySearch tools.

## County Information [ edit | edit source ]

### Description [ edit | edit source ]

The county is named after [President Andrew Jackson](#). It is located in the northeast area of the state.<sup>[2]</sup>

### County Courthouse [ edit | edit source ]

#### Jackson County Courthouse

400 New York Ave.

Holton, Kansas 66436-1791

Phone: 785.364.2891

[Jackson County Website](#)

County Clerk has birth and death records from 1903-1911.

Probate Judge has marriage records from 1867, probate records from 1857 and court records from 1900.

Clerk District Court has divorce records.

Register of Deeds has land records from 1858.<sup>[3]</sup>

### Jackson County, Kansas Record Dates [ edit | edit source ]

Information for this chart was taken from various sources, often containing conflicting dates. This information should be taken as a guide and should be verified by contacting the county and/or the state government agency.

Known Beginning Dates for Major Records <sup>[4]</sup>						
Birth*	Marriage	Death*	Court	Land	Probate	Census
1903	1867	1903	1900	1858	1857	1855
*Statewide registration for births and deaths started in 1911. General compliance by 1917. <sup>[5]</sup>						

## Step 13: Study the Research Wiki pages for any county in state.

- Click on any county to go to the county page for lots more local information and sources.



## United States Wiki Topics



### Beginning Research

- [Research Strategies](#)
- [Record Finder](#)
- [Finding Town of Origin](#)

### Record Types

- [Adoption](#)
- [Bible Records](#)
- [Business Records](#)
- [Cemeteries](#)
- [Census](#)
- [Church Records](#)
- [Colonial](#)
- [Military Records](#)
- [Naturalization & Citizenship](#)
- [Newspapers](#)
- [Obituaries](#)
- [Occupations](#)
- [Online Records](#)
- [Online](#)

# PRO TIPS for Better Research

- For larger cities, click on the Wiki page for the city for local information and sources.
- Scan through the articles in the Topics box for the US, the state you are researching in, and the county. Be a Wiki clicker!
- Never discount a possible source type. It only takes a minute to win it.
- Have a scorched earth policy when it comes to finding information.
- Start at the known location and move outward in circles—5-10 miles at a time.

## Getting Started with Arizona Research

Links to articles on getting started with Arizona research.

- [Guided Research](#)
- [Research Strategies](#)

### Arizona Research Tips and Strategies

[United States](#) → [Arizona](#) → [Research Tips and Strategies](#)

### Further Arizona Research [\[edit\]](#) [\[edit source\]](#)

- **Remember, for a more complete Record Finder, covering additional research needs, see [Arizona Record Finder](#).**
- For online record collections, go to [Arizona Online Genealogy Records](#).
- For more research on Arizona, including research at the county level, visit the [Arizona](#) page on the Research Wiki.
- Search all of the [Arizona record collections](#) at FamilySearch.

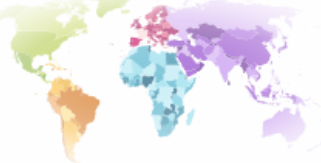


## PRO TIPS for Better Research

- Use the state Research Page to search FamilySearch. Click on Research Strategies. At the bottom of the page, click on [State] Record Collections.
- Use the other great tools on this page, as well!

# Arkansas

Welcome to our Arkansas research page. We've brought together tools to help you with your research in Arkansas.



[GUIDED RESEARCH FOR ARKANSAS](#)

## Learning Center

We have 9 learning courses to help you do your family history research in Arkansas.

### Arkansas



#### United States Research: Gulf South Region - Arkansas

- United States Research: Gulf South Region Introduction
- United States Research: Gulf South Region History and Background
- United States Research: Gulf South Region Land Records

[SEE ALL ARKANSAS LEARNING COURSES](#)

## Current Indexing Projects

Volunteers are needed to help make records from Arkansas searchable. We currently have 1 projects for Arkansas you can help with today.

### 1 Projects Available

Most Urgent

US, Arkansas—Mortality Schedules, 1850-1880 [Part B]  
English | Intermediate >  
Progress 1%

[SEE ALL ARKANSAS PROJECTS](#)

## Indexed Historical Records

First Names  Last Names

Place  Year

[SEARCH](#) [MORE OPTIONS](#)

Showing 5 of 22 Collections for Arkansas

Name	Records
Arkansas Births and Christenings, 1812-1965	3,228
Arkansas Church Marriages, 1860-1976	94
Arkansas Civil War Service Records of Confederate Soldiers, 1861-1865	532,541
Arkansas Civil War Service Records of Union Soldiers, 1861-1865	158,093
Arkansas Confederate Pensions, 1901-1929	150,813

[SEE ALL ARKANSAS COLLECTIONS](#)

## Genealogies

First Names  Last Names

Place  Year

[SEARCH](#) [MORE OPTIONS](#)

No trees found.

## Image-Only Historical Records


Choose a Category to Filter By

Showing 2 of 2 Collections for Arkansas

Name	Images
Arkansas Probate Records, 1817-1979	939,415
Arkansas, Freedmen's Bureau Field Office Records, 1864-1872	23,972

[SEE ALL ARKANSAS IMAGE COLLECTIONS](#)

Use this one-stop page to search the state collections on FamilySearch!




## Key #3—Organize

- Organize the information. Use the Wiki Research Tools articles to help you.

[https://www.familysearch.org/en/wiki/Use\\_Appropriate\\_Forms#Prepare\\_a\\_Research\\_Log](https://www.familysearch.org/en/wiki/Use_Appropriate_Forms#Prepare_a_Research_Log)


[https://www.familysearch.org/en/wiki/Research\\_Logs\\_\(National\\_Institute\)](https://www.familysearch.org/en/wiki/Research_Logs_(National_Institute))

[https://www.familysearch.org/en/wiki/img\\_auth.php/5/51/To\\_Do\\_List\\_for\\_My\\_Anccestor.pdf](https://www.familysearch.org/en/wiki/img_auth.php/5/51/To_Do_List_for_My_Anccestor.pdf)



## Key #4-Evaluate

- Review the records. View original documents/images whenever possible. Snip and save!
- Decide what the information tells you: Who? When? Where? What?
- Organize the information. Compare it to other information.
- Come to a conclusion about your research goal.



## Key #5-Share

- Create a new profile page, if necessary, or update Family Tree or Ancestry or other program by attaching the source to the person.
- Create a memory, if appropriate.
- Write a blog that you can share your research on.
- Use social media or FamilySearch Groups or Friends to share your information with friends and family.

**Do it again for  
another ancestor!  
Find 'em all!**

