

QUICK TIPS

How do you edit or add marriage information in Family Tree?

In Family Tree, couple relationships connect people who were married, who lived together, who had children together, or who otherwise considered themselves a couple.

"Marriage events" are stored with the couple relationship. The events detail the creation or ending of a couple's relationship. You can add, edit, and delete 5 types of marriage events in Family Tree:

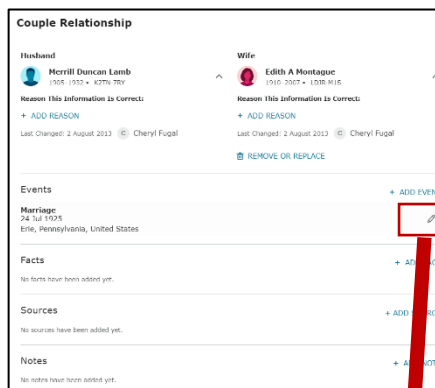
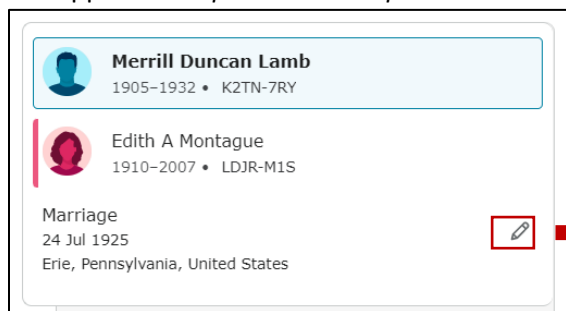
- Marriage
- Divorce
- Annulment
- Common-law
- Lived together

A couple can have more than one marriage event, such as both a marriage and a divorce. Sometimes you find that a couple has duplicate marriage events. **You can delete duplicates.**

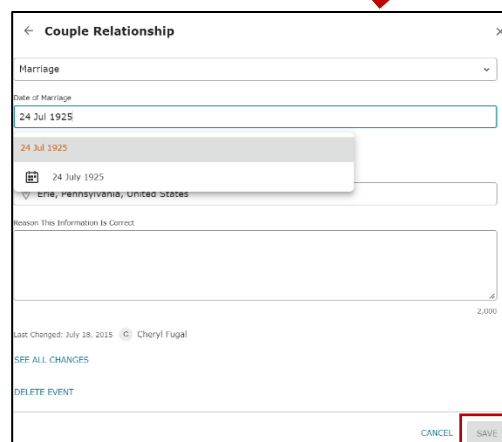
Marriage events affect how information in Family Tree is displayed. When a person has more than one spouse, the spouses are listed in chronological order by marriage event.

FamilySearch Help Center Article Id: 1349, November 01, 2022

We will use the couple relationship of Merrill Duncan Lamb and Edith A Montague as an example of editing an existing marriage event. In this case, Merrill and his wife Edith have a marriage date, but the information is not standardized. Standardizing dates and places in Family Tree improves the accuracy and searchability of the information you enter. When we click on the Edit icon next to *Marriage* a new box appears- *Couple Relationship*.



From the Couple Relationship box you can add a marriage event, change an existing marriage event or delete a marriage event. For our purposes we want to edit an existing marriage event so we click on the edit icon for *Marriage*. When the new screen appears we can standardize the date. Make sure to add a reason statement before saving. Remember, if there is duplicate marriage information you can delete it.



Cheryl Fugal. January, 2023