

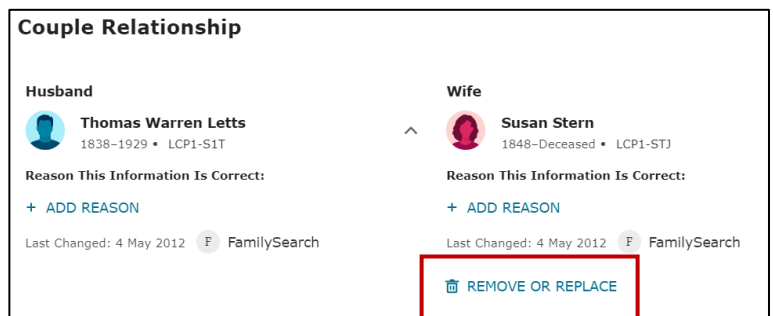
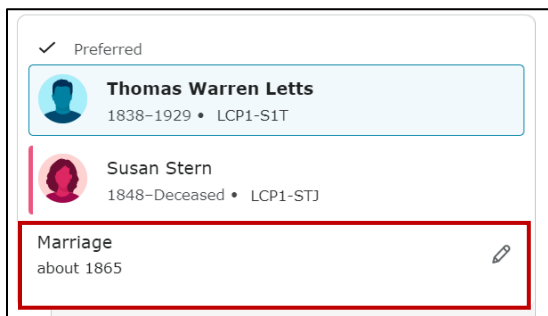
QUICK TIPS

How do I edit relationships in Family Tree?

There are 2 types of relationships in FamilySearch Family Tree- Couple and Parent-child.

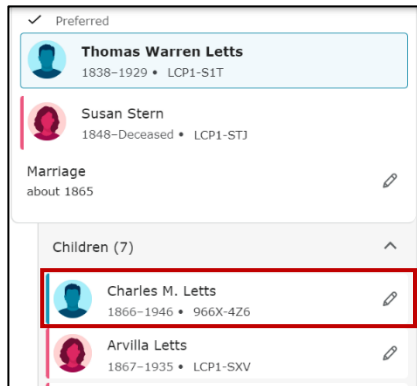
Couple Relationships

On an individual's details page, the marriage information is found under the couple's names. When you click on the *Edit Icon* it brings up a box, *Couple Relationship*, where you can add or change information about the marriage. This is also where you find the option to *Remove* or *Replace* the spouse. If you remove the spouse, in this example Susan Stern, it will also remove her as the mother of all the children currently linked to the couple. If you replace her, it will remove her as mother of the children and add another in her place. It will not delete Susan from Family Tree, just from this relationship. Be certain that what you are doing is well researched and give a reason statement for making the change.



Parent-child Relationships

Each child in a family has a separate relationship to the father and mother. You can edit the relationship by clicking on the edit icon to the right of the individual child- in this case Charles M. Letts.



Charles has a separate relationship to his mother and to his father. This allows his relationship to show differently for each parent. Example: Charles could have a step relationship to his father and a biological relationship to his mother. If you click on the *Relationship to Child* icon you have options: *adopted*, *biological*, *guardianship*, *foster* and *step*. The default option is *biological*. You also have the option of removing the child from the family. It will not delete the child from Family Tree, just from the family. As always, be certain that what you are doing is well researched and give a reason statement for making the change.

Cheryl Fugal, November 2022